

SAGE MASTER BUILDER

Report Sampler

A tour of Sage Master Builder reports
that help you gain control of your business





CRITICAL INFORMATION THE WAY YOU NEED IT, WHEN YOU NEED IT

Knowledge becomes power only when you use it. With features such as the Executive Dashboard and Report Drill Down, along with construction-specific reports, forms, and documents, you can transform company information into viable business tools.

Sage Master Builder Executive Dashboard

The Executive Dashboard gives you instant access to the information you need most. Check the overall financial health of your company at a glance—quickly and easily.

Cash Accounts		Receivables			
	USD	Due in 7 Days	Due in 30 Days	Overdue 1-30	Overdue > 30
General Checking	78,528.35				
Payroll Checking	940.88	4,506.89	4,506.89	95,841.87	100,000.00
Field Checking	382.86				
Check Clearing	0.00				
Savings	2,113.18				
All Other Cash Accounts	300.00				
Cash Position		Payables			
Total Cash	82,177.20	Due in 7 Days	Due in 30 Days	Overdue 1-30	Overdue > 30
Receivables	596,111.32	48,349.25	48,349.25	0.00	1,815.00
Total Cash + Receivables	678,288.52	Income from Operations			
Less Current Liabilities	476,139.35				
Cash Position	199,149.17				
			This Month	This Quarter	This Year
			312,364.47	1,494,493.52	2,253,251.32
			394,472.24	1,132,614.96	1,810,101.05
			24,422.54	82,503.64	183,541.62
			5,476.59	22,201.76	46,746.00
			(102,006.90)	177,163.16	213,062.65
		Under-Billed Jobs			
				Under-billed	% of Contract
			222 - Big Redwood Trees Hotel	21,753.00	1%
			221 - Blue Path For Rte 66	6,028.51	3%

From a single location you'll be able to view and drill-down into the details of key business metrics such as:

- Cash Balances
- Cash Position
- Company Profitability
- Change Orders
- Job Profitability
- And much more!

Report Drill-Down

Just like with the Executive Dashboard, you can drill down multiple levels to record and transaction detail with the report drill-down capability. More than 1,000 pre-built reports, as well as your own customized reports, become dynamic information portals, allowing you to navigate to the numbers and background detail behind the scene. You can also update the information in real time for accurate, up-to-the-minute analysis.

With just a few mouse clicks, Sage Master Builder assembles this data into up-to-date, detailed reports, professional-looking documents, and essential business forms. Armed with these valuable resources, you'll be able to make sound business decisions confidently and then rapidly put them into action.



DISCOVER WHAT YOU’VE BEEN MISSING...THEN TAKE THE NEXT STEP

Sage Master Builder will help you take command of your business like never before! To put its advanced capabilities to work for your company, contact your Sage Master Builder representative today. Call 800-726-6278 or visit www.sagemasterbuilder.com.

CONTENTS

SAMPLE REPORTS, FORMS, AND DOCUMENTS

Accounting	3
Accounts Receivable	4
Accounts Payable	5
Payroll	6
Project Management	7
Project Documents.....	8
Equipment Management.....	9
Estimating	10
Scheduling	11
Service Receivables	12
Inventory	13

- Checks
- Deposits
- Journal Transaction Records
- Recurring Transactions
- Bank Reconciliation
- Trial Balance
- Balance Sheet
- Income Statement
- General Ledgers
- General Journals
- Check Register
- Dept. Income Statement
- Financial Reports
- Statement of Cash Flows
- And more

Managed Rite Construction		Statement of Cash Flows
		08/05/08
Period 1 to 12		
Cash flows from operating activities:		
Net Income		\$ 210,452.97
Adjustments to reconcile net income to net cash provided (used) by operating activities:		
Increase in accumulated depreciation	\$ 17,467.94	
Increase in trade receivables	\$ -231,896.72	
Increase in current assets	\$ -4,655.15	
Increase in trade payables	\$ 225,957.75	
Decrease in current liabilities	\$ -96,810.39	
Net cash used by operating activities		\$ -89,936.57
Cash flows from investing activities:		
Decrease in other assets	\$ 5,084.66	
Increase in fixed assets	\$ -24,106.66	
Net cash used by investing activities		\$ -19,022.00
Cash flows from financing activities:		
Decrease in long term liabilities	\$ -6,518.52	
Increase in equity	\$ 24,364.17	
Net cash provided by financing activities		\$ 17,845.65
Net increase/decrease in cash		\$ 119,340.05
Cash and cash equivalents, beginning of period		\$ 125,389.25
Cash and cash equivalents, end of period		\$ 244,729.30

See how asset purchases affect cash flow.

Learn to manage cash flow more effectively.

- Receivable Ledger
- A/R Aged Call Sheet
- Overdue Reminders
- Pre-Lien Notices
- Sales Tax Report
- Receivable Invoice/Credit
- Cash Receipts
- Job/Client Statements
- Progress Billing
- Loan Draw Request
- Unitary Billing
- Time & Materials Invoices
- Employee/Equipment Time & Materials Rates
- Time & Materials Journal
- Time & Materials Summary
- And more

PROGRESS BILLING

Application: 5
Period: 06/25/2008

Schedule of Work Completed

Description of Work	Scheduled	Changes	Contract	Previous Current Comp.	Stored Mat.	Total Comp.	%	Balance	Retained
1000.000 GENERAL REQUIREM	82,252.00		82,252.00	74,026.80		74,026.80	90.00	8,225.20	7,402.68
1020.000 Contingency	4,116.00		4,116.00					4,116.00	
									1,031.10
									93.60
									153.72
									7,017.06
									971.00
									397.70
									52.80
									638.50
									1,131.20
									1,541.10
									4,892.43
									1,197.20
									4,683.90
									252.20
									1,304.00
									1,909.20
									1,073.30
									82.90
									3.00

Managed Rite Construction
 XXXX Main Street
 Anywhere, CA 99999
 License: 99999

Progress Billing

Application: 5
Period: 06/25/2008

Owner: Chris Pepper
 XXX 2nd Street
 Anywhere, USA 99999

Job Location: Pepper Four-Plex
 XXXX G Street
 Anywhere, USA 99999

Application For Payment On Contract

Original Contract	553,499.00
Net Change by Change Orders	8,420.34
Contract Sum to Date	561,919.34
Total Complete to Date	549,314.34
Total Retained	54,931.43
Total Earned Less Retained	494,382.91
Less Previous Billings	486,496.62
Current Payment Due	7,886.29
Balance on Contract	67,537.03

Contractor's Certification of Work

The undersigned contractor certifies that, to the best of the contractor's knowledge, the work on the above named job has been completed in accordance with the plans and specifications to the level of completion indicated on the attached schedule of completion.

Contractor _____ Date _____

Time & Materials Invoice

Invoice #: 10614
Invoice Date: 09/24/2008

To: Chris Pepper
 XXX 2nd Street
 Anywhere, USA 99999

Project: Pepper Four-Plex
 XXXX G Street
 Anywhere, USA 99999

Record#	Trans#	Date	Description	Cost Amount
1 Material				
750	651353	06/04/2008	Lumber Co.	247.79
751	651353	06/04/2008	Lumber Co.	46.23
752	9087203721	06/13/2008	Electric Supply	1,987.61
			Subtotal:	2,281.63
2 Labor				
772		06/23/2008	Framing	240.00
773		06/22/2008	Framing	240.00
774		06/23/2008	Framing	240.00
775		06/24/2008	Framing	240.00
776		06/25/2008	Framing	240.00
			Subtotal:	1,200.00
3 Equipment				
762	Strato-Lift MRX25 #1	06/18/2008	Equipment	36.25
763	Strato-Lift MRX25 #1	06/19/2008	Equipment	90.75
777	Drott 18000CC	01/19/2008	Equipment	1,920.00
			Subtotal:	2,007.00
			Cost Total:	5,488.63
			Markup @ 4.16 %	228.16
			Total Charges:	5,716.79
			Overhead @ 4.39 %	250.99
			Profit @ 4.63 %	276.07
			Invoice Total:	6,243.85


Flexible billing options enable you to use this format, customize it to your specifications, or use the "AIA form fill" option.

Bill for your work as soon as payroll has been calculated.

- Vendor Agings
- A/P Invoice Aging
- Payable Ledger
- Vendor/Job Payments
- Set to Pay Report
- Job Costs By Vendor
- Insurance Certificates
- Print-Lien Waivers
- Payment Vouchers
- 1099s
- And more

Set to Pay Report

09/05/2008



Managed Rite Construction

Set to Pay <= 0, Status <= 4

Rec#	Invoice#	Job/Description	Balance	Retained	Disc	Set To Pay
2 Heating & Cooling Company						
182	985016	215 The Cafe	2,485.00	248.50		2,236.50
Vendor Totals:			2,485.00	248.50		2,236.50
4 Materials						
123	98275	215 The Cafe	8,176.02		163.52	8,012.50
Vendor Totals:			8,176.02		163.52	8,012.50
8 Lumber Company						
147	651298	215 The Cafe	6,598.00		131.96	6,466.04
195	123456	215 The Cafe	50.00		1.00	49.00
Vendor Totals:			6,648.00		132.95	6,515.04
40 Plumbing & Heating Company						
183	0103	215 The Cafe	1,125.00	112.50		1,012.50
Vendor Totals:			1,125.00	112.50		1,012.50
44 Glass Company						
138	SRB9902	215 The Cafe	17,750.00	1,775.00	355.00	15,975.00
Vendor Totals:			17,750.00	1,775.00	355.00	15,975.00
89 Concrete Pumping Company						
124	48431	215 The Cafe	73.00			73.00
Vendor Totals:			73.00			73.00
Grand Totals:			36,257.02	2,136.00		34,121.02

Manage retention automatically

Pay by job or contract.

Take your discounts every time.

- Payroll Checks With Calculations
- Federal Tax Report
- State Tax Report
- Workers' Compensation Report
- Certified Payroll Report
- Union Reports
- YTD/QTD Earnings
- Employee/Job Hours
- Compensation Slips
- Timecard Journal
- Paygroup List With Benefits
- Payroll Unions
- Local Payroll Tax
- Federal Quarterly (941)
- State Quarterly Report
- W-2s
- Daily Payroll Report
- And more

STATEMENT OF COMPLIANCE
 (CERTIFICATION UNDER PENALTY OF PERJURY)

Certified Payroll Report

Company: Managed Rite Construction
 XXX 2nd Street
 Anytown, USA 99999

Report Period: All dates
 Payroll#: _____
 Project: Grading/Paving

Chk: 0000 From: 09/24/2008 To: 09/30/2008 Fed Allowance: 1 State Allowance: _____
 Ssn: XXX-XX-XXXX Med/Fica FedWh State Sdi Other
 Paula Easley 64,41 145,43 6,08 Net
 XXXX 2nd Street Wages Add Ons Deduct 650,08
 Anywhere CA 788,00 80,00 217,92
 Phone: Heritage: Other

Date	Trade	Type	Hours	Rate	Base	Vacation	Pension	Health	Other
09/24/2008	1	Reg	8,00	20,000,0	160,00		12,00	8,00	
09/25/2008	1	Reg	8,00	20,000,0	160,00		12,00	8,00	
09/26/2008	1	Reg	8,00	20,000,0	160,00		12,00	8,00	
09/28/2008	1	Reg	8,00	20,000,0	160,00		12,00	8,00	
This Job:			32,00		640,00		48,00	32,00	

Chk: 0000 From: 10/01/2008 To: 10/07/2008 Fed Allowance: 2 State Allowance: _____
 Ssn: XXX-XX-XXXX Med/Fica FedWh State Sdi Other
 Slava Formn 93,36 185,63 8,54 Net
 XXXX D Street Wages Add Ons Deduct 952,87
 Anytown CA 1,150,40 70,00 267,53
 Phone: Heritage: White

Date	Trade	Type	Hours	Rate	Base	Vacation	Pension	Health	Other
09/24/2008	1	Reg	8,00	30,000,0	240,00		12,00	8,00	
09/25/2008	1	Reg	8,00	30,000,0	240,00		12,00	8,00	
09/26/2008	1	Reg	8,00	30,000,0	240,00		12,00	8,00	
09/28/2008	1	Reg	4,00	30,000,0	120,00		6,00	4,00	
This Job:			28,00		840,00		42,00	28,00	

Statement of compliance included automatically.

Certified Payroll and EOC reports generated with the touch of a button.

Save money by applying different workers' compensation codes for different tasks performed.

Workers' Comp Report
 06/30/2008

Managed Rite Construction


Employee 4 to 65,
 Period End 04/01/2008 to 06/30/2008

Rec#	Check# Comp Code	Period	Employee	Workers Comp Wages	Overtime	Subject Wages
8	4/05 Recap 8810 Clerical	04/21/2008	Sulan Campbell	3,520,00	<	> 3,520,00
10	4/05 Recap 5697 >\$19 Carpentry	04/21/2008	Craig Carlson	3,840,00	<	> 3,840,00
12	4/05 Recap 5697 >\$19 Carpentry	04/21/2008	Phil Carpenter	5,240,00	<	> 5,240,00
14	4/05 Recap 5697 >\$19 Carpentry	04/21/2008	Carol Corcoran	5,240,00	<	> 5,240,00
15	4/05 Recap 5697 >\$19 Carpentry	04/21/2008	Steve Darcanseto	2,525,60	<	> 2,525,60
16	4/05 Recap 5697 >\$19 Carpentry	04/21/2008	Alicia Deuel	3,018,00	<	> 3,018,00
17	4/05 Recap 5645 <\$19 Carpentry	04/21/2008	Jason Feischer	2,890,88	<	> 2,890,88

- Job Status Report
- Job Cost Summary
- Current Cost Summary
- Over/Under Billing Report
- Bonding Report
- Budgets
- Proposals
- Committed Cost Report
- Prime/Subcontract Change Orders
- Purchase Orders
- Subcontracts
- Cost to Complete
- Hours to Complete
- Units to Complete
- And more

Job Status Report

01/07/08



Managed Rite Construction


Job # 3 Pepper Four-Plex Short Form

Job#	Name	Client#	Name	Approved	Open Contract
3	Post Office Addition XXXX Highway 116 Anywhere, CA 999999	108	Postmaster XXXX Highway 116 Anywhere, CA 999999		
Original Contract:				3,572,078.53	3,572,078.53
Prime Change Orders:					
2	1	04/23/2008	Additional Storm Drains	4,976.40	
8	2	01/07/2008	Move downspout for Electr		859.63
Total Change Orders:				4,976.40	5,836.03
New Contract:				3,577,054.93	3,577,914.56
Invoices:					
Total Invoiced To Date:					
Balance On Contract:				3,577,054.93	3,577,914.56
Original Budget:				2,727,365.54	
Change Orders:					
2	1	04/23/2008	2 Storm Drains	950.00	
2	1	04/23/2008	Storm Drain Installation	2,500.00	
2	1	04/23/2008	Supervision	320.00	
8	2	01/07/2008	Move downspout for Electr		650.00
Total Change Orders:				3,770.00	4,420.00
New Budget:				2,731,135.54	2,731,785.54
Costs to Date:				25,485.07	25,485.07
Balance On Budget:				2,705,650.47	2,706,300.47
Percent Complete:				0.93	0.93
Earned to Date:				33,266.61	33,274.61
Estimated Total GP:				845,919.39	846,129.02
Earned GP to Date:				7,867.05	7,869.00

Get any level of detail you want.

See both open and approved change.

- Requests for Proposal
- Requests for Information
- Submittals
- Plan Records
- Daily Field Reports
- Punch List to Complete
- Correspondence
- Project Hot List
- And more



Managed Rite Construction

Request for Information

Date of request: 08/01/2008
RFI#: 27
Prepared by: Susan Campbell

License: 999999

To: Architect
XX G Street
Anytown, USA 99999

Project: 207 Elementary School
XXXX Main Street
Anywhere, USA 99999

You are hereby invited to provide information on the following items.
Information must be received prior to 08/05/2008 to be considered. Attachments

Potential change in project schedule

May require a Change Order

Requires a Change of Plans/Specs


Adjustment needed to detail of Soffits on South wall of Offices. The truss design has an 18" overhang while the detail shows 24".

Information Supplied:
Architect: The truss design is correct. The wrong detail was included in the plans. The overhang is 18". A new plan sheet will be sent within the next 3 working days.

Customize with your company logo.

Prevent misunderstandings by requesting information from, and sharing information with, project team members.

- Equipment List
- Equipment Costs
- Equipment Shop Report
- Management Report
- Maintenance Report
- Equipment Documents
- Equipment Journal
- Equipment Ledger
- Revenue Journal
- And more



Management Report

07/17/08


Equipment	Description	Unit	Total Units	Total Costs	Cost/Unit	Ttl Revenue	Revenue/Unit	Gross Prft/Unit
164	Transport Truck		64.00	737.72	11.53	110.08	1.72	-9.81
1002	Case 580C Backhoe		384.00	1,995.97	5.20	13,973.76	36.39	31.19
1003	JBC Backhoe	1 - Hours	320.00	1,173.72	3.67	11,037.60	34.65	30.98
1004	Case W14 Loader		809.00	2,782.00	3.44	25,438.85	31.51	28.07
1005	Case 252 Roller		446.00	1,656.00	3.71	24,818.64	55.65	51.93
1006	Maulden 1100 Paver		468.00	1,791.72	3.83	95,603.04	204.28	200.45
1010	Cat Dozer		695.00	1,689.72	2.43	14,654.00	21.08	18.65
8715	Loader/Backhoe		190.00	2,342.70	12.33	4,772.80	25.12	12.79
Totals:				14,169,55		190,508,77		364,26

Make buy, lease, or sell decisions with accurate information.

Automatically track revenues and costs.

Track equipment hours, day, or miles.

- Parts List
- Assembly List
- Takeoff List
- Takeoff Parts
- Takeoff Assemblies
- Takeoff Bid Requests
- Takeoff Recaps
- Takeoff Bid
- Vendor List
- And more



Managed Rite Construction
XXXX Main Street
Anywhere, CA 99999

License: 99999

Bid Request
Job: 186 - Post Office
Date: 07/14/2008

To: Lumber Company
XXX D Street
Anytown, USA 99999

Project: Post Office
XXX First Avenue
Anytown, USA 99999

You are hereby invited to provide a bid on the following items. Plans Attached
 Bids must be received prior to 08/15/08 to be considered. Specifications Attached

Accepted By: _____ **Requested By:** Supervisor

Alpha #	Description	Unit	Quantity	Price
	1x4 Doug Fir #2 Random	LF	7,972.0000	_____
	2x4 Doug Fir #2 Random	LF	12,079.0000	_____
	2x4x8 Doug Fir #2	Each	312.0000	_____
	2x6 Doug Fir #2 Random	LF	12,755.0000	_____
	2x6x8 Doug Fir #2	Each	855.0000	_____
	2x6x16 Doug Fir #2	Each	100.0000	_____
	2x8 Doug Fir #2 Random	LF	33,320.0000	_____
	2x8x20 Doug Fir #2	Each	396.0000	_____
	4x4x8 Doug Fir #2	Each	4.0000	_____
	4x6x14 Doug Fir #2	Each	10.0000	_____
	4x6x18 Doug Fir #2	Each	130.0000	_____
	2x4 Doug Fir#2 Pressure Treated Random	LF	616.0000	_____
	2x6x16 Doug Fir#2 Pressure Treated	Each	100.0000	_____
	2x8 Doug Fir#2 Pressure Treated Random	LF	1,980.0000	_____
	4x4x8 Doug Fir#2 Pressure Treated	Each	6.0000	_____
	4x8x3/8" CDX Plywood	Sheet	74.0000	_____
	4x8x1/2" CDX Plywood	Sheet	2,877.0000	_____
	4x8x1/2" CDX Plywood - Fire Treated	Sheet	101.0000	_____
	4x9x1/2" CDX Plywood	Sheet	796.0000	_____
	4x8x3/4" CDX T&G Plywood	Sheet	1,188.0000	_____

Created automatically from your estimate.

Request price quotes from all your vendors and subcontractors at once, easily and professionally.

- Subcontract Notices
- Resource Reports
- Subcontract Call Sheet
- Gantt Chart
- Scheduled Cash Flow
- Critical Path Report
- And more

Cash Flow


08/03/08

Managed Rite Construction

Job # 186


Period Ending	Mat	Lab	Eqp	Sub	Oth	Total	To Date
Week End 01-20-2008							
Week End 01-27-2008							
Week End 02-03-2008		73	3,558	6,750	1,921	12,303	12,303
Week End 02-10-2008	3,843	192		4,035	16,338		
Week End 02-17-2008	349	6,629		29,000	192	36,171	52,509
Week End 02-24-2008	3,556	9,985		5,063	154	18,758	71,267
Week End 03-03-2008	3,843	38,678		192	42,713		113,981
Week End 03-10-2008	3,843	192		4,035	118,016		
Week End 03-17-2008	3,843	192		4,035	122,051		
Week End 03-24-2008	3,843	192		4,035	126,086		
Week End 03-31-2008	1,825	5,375		192	7,392	133,479	
Week End 04-07-2008	1,825	5,375		192	7,392	140,871	
Week End 04-14-2008	5,376	10,842		154	16,372	157,243	
Week End 04-21-2008	10,752	19,379		192	30,323	187,566	
Week End 04-28-2008	4,735	6,615		43,318	192	54,861	242,426
Week End 05-05-2008	11,738	3,843		14,581	192	66,557	308,983
Week End 05-12-2008	3,843	17,885					
Week End 05-19-2008	5,143	8,237	23				
Week End 05-26-2008	3,843	15,737					
Week End 06-02-2008	3,074	154	3				
Week End 06-09-2008	3,843	192	4				
Week End 06-16-2008	358,760						
Totals:	45,372	113,657	6,750	187			

Anticipate your cash needs before you start the job.



Finish your jobs quicker with up-to-date schedules.

- Service Ledger
- Service Aged Call Sheet
- Employee Report
- Resource Report
- Service Tax Report
- Overdue Reminders
- Service Route Sheet
- Service Price Book
- And more



Managed Rite Construction

Service Route Sheet
with Address
Status = 9

Service Route Sheet

01/07/08

Order#	Location	Start	Finish	Hours
Monday January 7, 2008, Route 1				
86308	Cafe	01:00 PM	02:30 PM	1.50
86309	Lodge	02:45 PM	04:15 PM	1.50
86310	Spa	04:30 PM	06:30 PM	2.00
86311	Home	07:00 PM	08:45 PM	1.75
86312	Rental Company	09:30 AM	11:00 AM	1.00
86313	Bed & Breakfast	11:00 AM	12:00 PM	1.00

**Manage service routes, recurring billings,
and on-call work.**

- Service Ledger
- Service Aged Call Sheet
- Employee Report
- Resource Report
- Service Tax Report
- Overdue Reminders
- Service Route Sheet
- Service Price Book
- And more



Managed Rite Construction

Material Order Report

01/08/08

Part# 3324700157 to 3324700682,
Part Re-order

Location	Part# Description	Qty. On Hand	Qty. Available	Qty. On Order	Units	Min. Stocking	Package Qty.	Min. Order Qty.	Qty. To Order
3324700157	AB&I 1020156-1-1/2 NH PIPE P/FT	60.0000	38.0000		Each	10.0000	1.0000	1.0000	
3324700159	AB&I 1020158-2IN NH PIPE P/FT	56.0000	40.0000			10.0000	1.0000	1.0000	
3324700163	AB&I 1020162-4IN NH PIPE P/FT	65.0000	59.0000		Each	10.0000	1.0000	1.0000	
3324700190	AB&I 190 2IN 1/4 BEND	22.0000	2.0000	20.0000	Each	50.0000	24.0000	24.0000	28.0000
3324700194	AB&I 194 4IN 1/4 BEND	4.0000		20.0000	Each	50.0000	24.0000	24.0000	30.0000
3324700282	AB&I 282 4X2 1/4 BND W/LW-HL INLET	8.0000	2.0000	10.0000	Each	10.0000	5.0000	5.0000	
3324700498	AB&I 498 4IN 1/4 LONG SWEEP BEND	4.0000		10.0000	Each	10.0000	10.0000	5.0000	5.0000
3324700606	AB&I 606 2IN 1/8 BEND	8.0000	4.0000	10.0000	Each	50.0000	5.0000	5.0000	36.0000
3324700610	AB&I 610 4IN 1/8 BEND	4.0000	4.0000		Each	30.0000	5.0000	5.0000	26.0000
3324700682	AB&I 682 4IN 1/16 BEND	7.0000	7.0000		Each	10.0000	5.0000	5.0000	3.0000

Account for stock on hold for projects.

Get order quantities automatically.



A BETTER WAY TO RUN YOUR CONSTRUCTION BUSINESS

Sage Master Builder gives you a better way to run your construction company. It puts you in command by organizing your business processes into four easy steps: estimating, production, accounting, and analysis. Sage Master Builder then ties it all together on a single system built on construction best practices. The best power tool you can buy. Sage Master Builder helps you create more profitable bids in less time, track job costs with ease, use a single, integrated financial and operations system, and view real-time financial performance. It is delivered with uncompromising service to help you succeed, and from Sage Software—a leading provider of business and financial solutions for small and mid-sized businesses and accounting professionals.



Sage Software | 15195 NW Greenbrier Parkway | Beaverton, Oregon 97006.5701 | www.sagemasterbuilder.com

© 2008 Sage Software, Inc. All rights reserved. The Sage Software logo and the Sage Software product and service names mentioned herein are registered trademarks or trademarks of Sage Software and its affiliated entities. All other trademarks are the property of their respective owners.